



## FDO181C Collective Smoke Detector Product Manual

### Overview

---

The FDO181C is an optical smoke detector with an optical sensor. It works according to the principle of forward scattering. The detector reacts extremely sensitively to light aerosols caused by fire. The increased sensitivity makes possible the early detection of smoldering and open fires.

### Characteristics

---

- Intelligent detector with built-in CPU, providing advanced distributed intelligence for optimum reliable detection principle
- Opto-electronic sampling chamber detects fire more reliable and accurate
- Collective detector, no address setting, polarity free connection
- Particularly suited for the early detection of smoke-generating flaming and smoldering fires
- Resistant to environment and interference factors such as dust, fibers, insects, humidity, extreme temperatures, corrosive, vapors, vibration, synthetic aerosols. With immunity against electro-magnetic interference
- Self-test of operating status, when fault occurs or low voltage happens, indicator can prompt user
- Automatic drift compensation and dust prompt for reducing false alarm because of dust accumulation
- 360° visible alarm indicator
- Dust cap protects the detector from being contaminated by construction work

## Application

---

- Communication with FC18 controller via FDCI183 transponder, each FDCI183 can connect max. 32 collective detectors.
- Communication with BC80 controller via BDS161 transponder, each BDS161 can connect max. 10 collective detectors.

## Indicator

---

The detector is provided with an internal alarm indicator to show its operating status.

Status	Indicator
Normal	Off
Fault	Flash every 5s
Dust Prompt (Heavy dust)	Double flash every 5s
Alarm	Steady on

## Installation

---

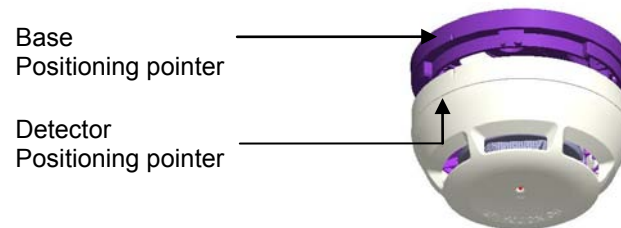
### • Easy and time-saving mounting

Install the base and finish the wiring during the construction phase.

1. Insert detector into base and turn it clockwise until positioning pointer on base align with positioning pointer on detector.(see below)

### Uninstallation:

1. Turn it counterclockwise and pull the detector out of base.

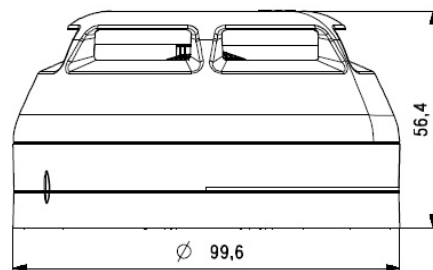


After all the construction is finished, the dust cap must be taken away!  
No painting!

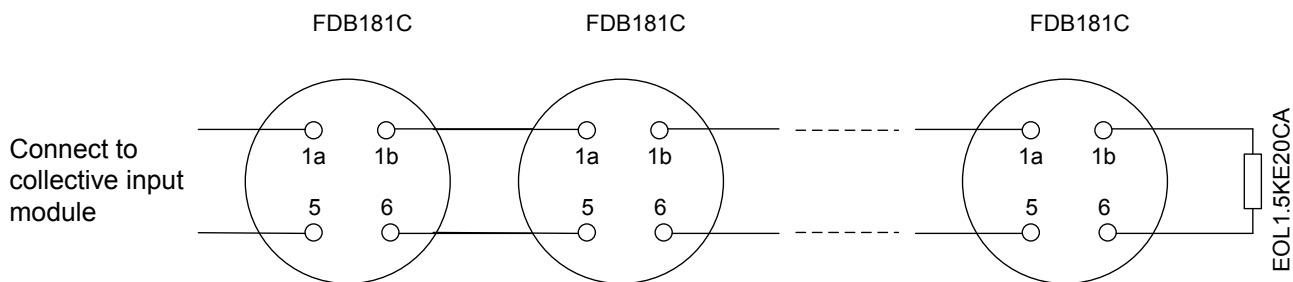
## Dimensions

---

In: mm (with the base)



## Connection diagram



## Maintenance

### ● Performance test

Recommendation:

- Submit all detectors to an annual visual check. Detectors that are strongly soiled or mechanically damaged must be replaced.
- Long term backup detectors should be stored with sealed plastic bag.
- Carry out smoke test each year.

## Technical data

Operating voltage	10 ... 28 VDC
Operating current (quiescent)	0.1 mA
Activation current	60.0 mA
Sensitivity	Standard 2.4% <sub>m</sub>
Operating temperature	-10 ... +50 °C
Storage temperature	-20 ... +70 °C
Humidity	≤96% (40±2 °C)
Color	White, RAL 9010
Protection category GB4208-93	IP40

## Details for ordering

Type	Material No.	Part No.	Designation	Weight
FDO181C	S54320-F11-A2	101190982	Collective smoke detector	0.081Kg
FDB181C	S54320-F9-A2	101190980	Collective detector base	0.038Kg
	A5Q00022000	100566010	FDO181 dust cap	

Beijing Siemens Cerberus Electronics Limited  
No.1,Fengzhidonglu, Xibeiwang, HaiDian District,  
Beijing, 100094, China  
Tel: +10 6476 8806  
Fax: +10 6476 8899

© Data and design subject to change without notice.